

How to Register, Install and Authorise Synthogy Download Edition

Last Modified on 09/10/2018 3:15 pm BST

This Section goes over the download version of Synthogy Products.

Please download the Synthogy installer for your purchased product by clicking the relevant link below:

Note: For PC users, once the download has finished please ensure you have extracted the zip file (right-click and press Extract All) before running the included Install file.

Also, while the installer is running, you can go ahead and activate your Synthogy product and register it to your iLok manger account.

Studio Grands

PC (158MB) - http://synthogy.com/download/dl/Install_Studio_Grands_DL_WIN64.exe

Mac (124MB) - http://synthogy.com/download/dl/Install_Studio_Grands_DL_OSX.zip

Grand Pianos Full / Update

PC (217MB) - http://synthogy.com/download/dl/Install_Grand_Pianos_DL_WIN.zip

Mac (150MB) - http://synthogy.com/download/dl/Install_Grand_Pianos_DL_OSX.zip

Italian Grand Piano Full / Update

PC (217MB) - http://synthogy.com/download/dl/Install_Italian_Grand_DL_WIN.zip

Mac (150MB) - http://synthogy.com/download/dl/Install_Italian_Grand_DL_OSX.zip

American Concert D Full / Update

PC (217MB)

- http://synthogy.com/download/dl/Install_American_Concert_D_DL_WIN.zip

Mac (150MB)

- http://synthogy.com/download/dl/Install_American_Concert_D_DL_OSX.zip

Upright Pianos Full / Update

PC (217MB) - http://synthogy.com/download/dl/Install_Upright_Pianos_DL_WIN.zip

Mac (150MB) - http://synthogy.com/download/dl/Install_Upright_Pianos_DL_OSX.zip

American Concert D Full / Update

PC (217MB)

- http://synthogy.com/download/dl/Install_American_Concert_D_DL_WIN.zip

Mac (150MB)

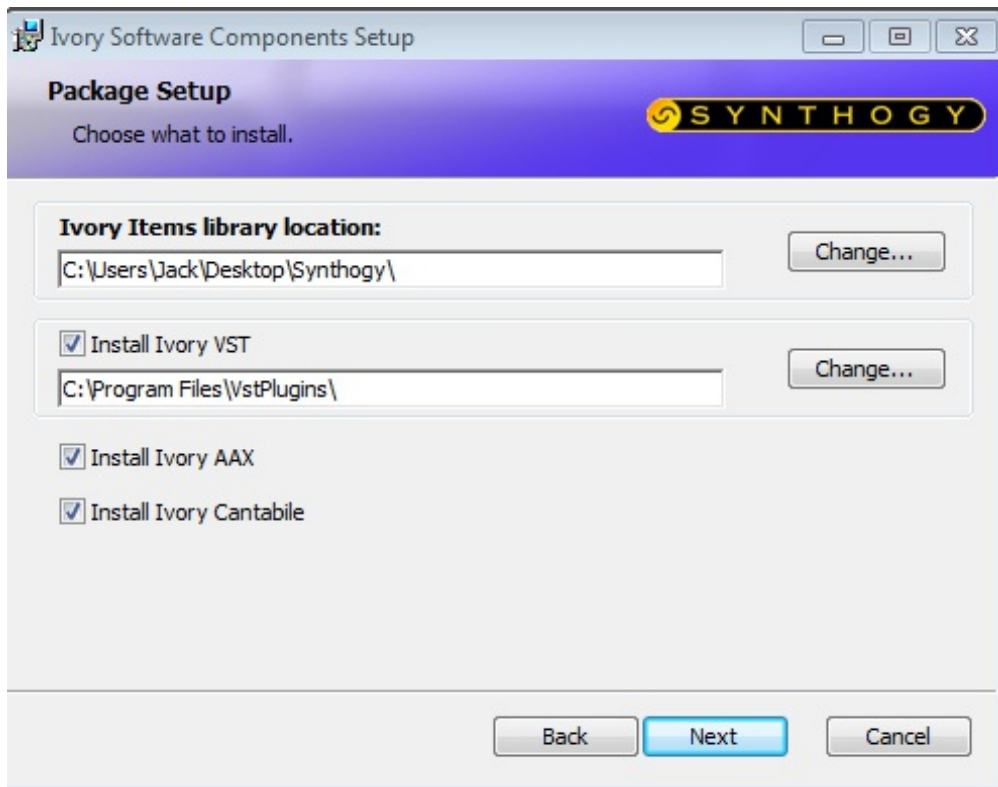
- http://synthogy.com/download/dl/Install_American_Concert_D_DL_OSX.zip

Installation Guide

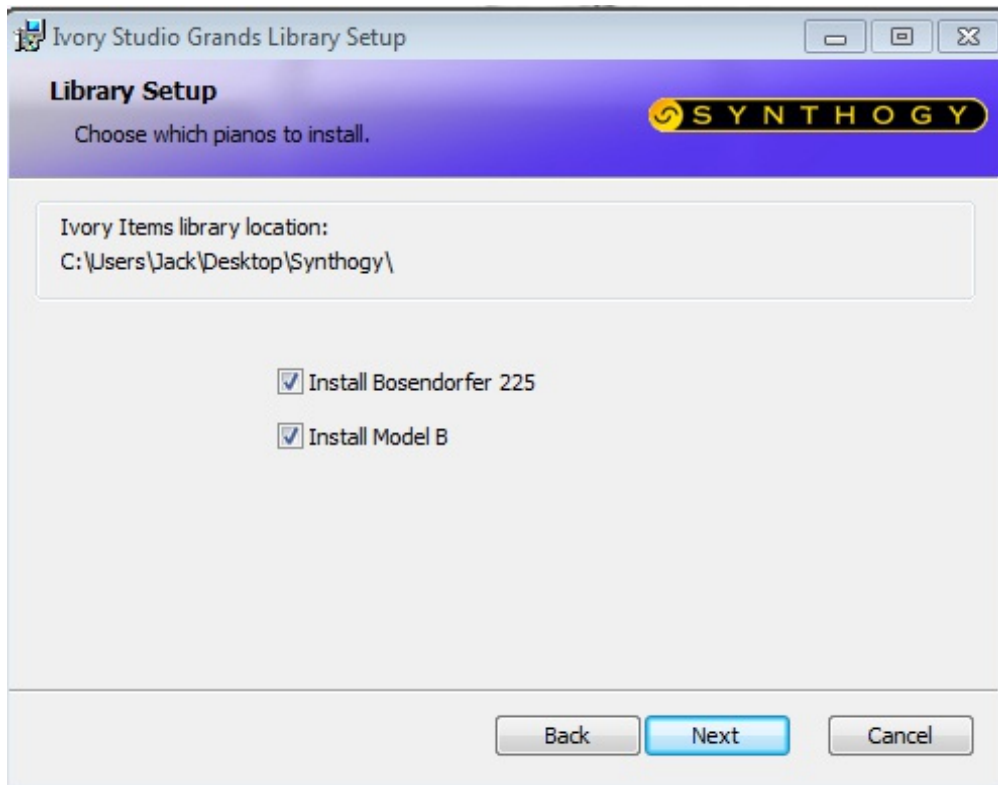
Step 1: Run the Installer.



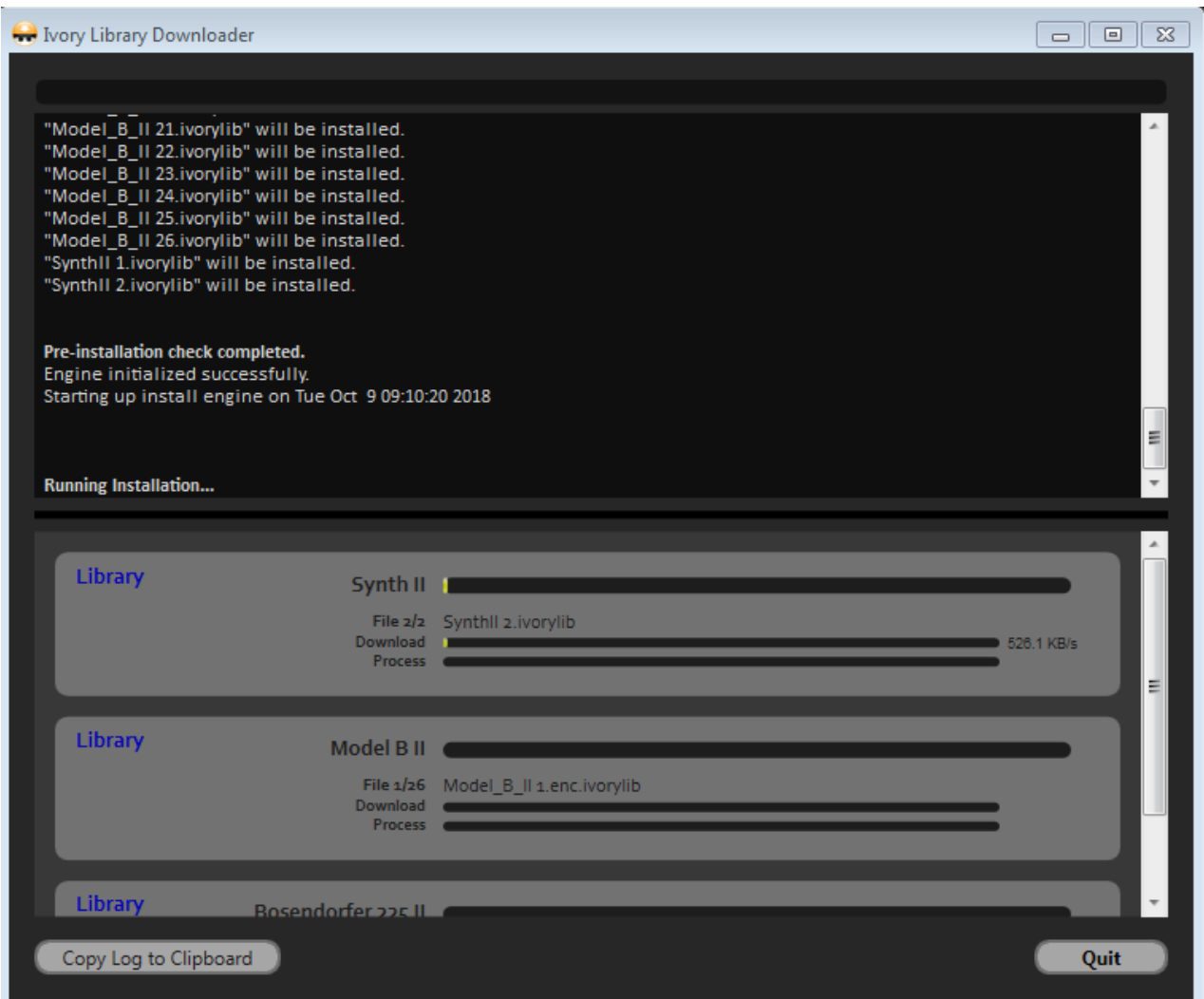
Step 2: Select Location of Download Files, this can be to either an external or internal hard drive.



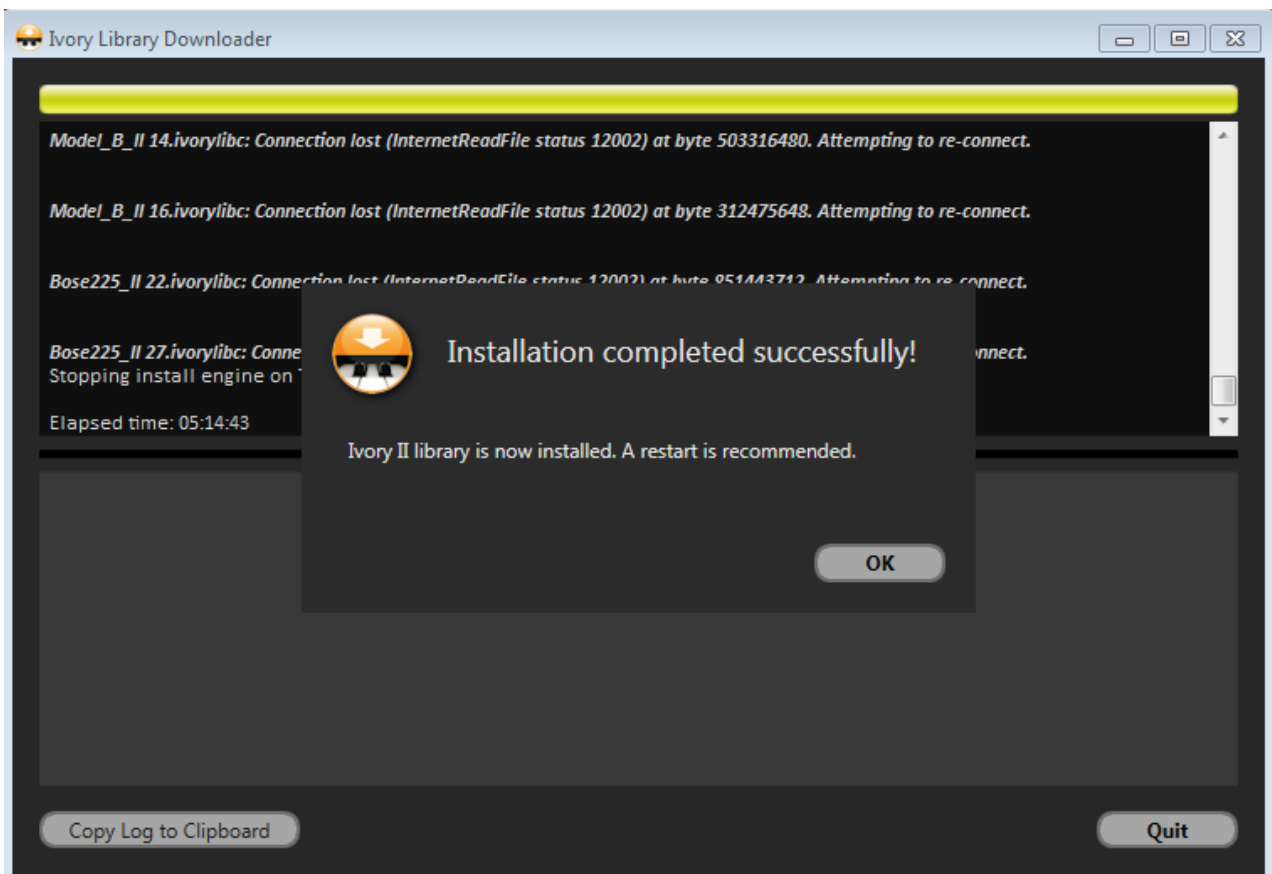
Step 3: Select the product you wish to download.



Step 4: This will then begin the library download process.



Step 6: The following screen will show when finished



Registration Guide

To register your Synthogy products, you will need to go to the Synthogy website at www.synthogy.com.

Once you are on their website, you will need to go to the Registration tab and click the 'go to Ivory II registration' link.

registration



The banner features a yellow header with the text "Ivory II Version 2" and a right-pointing arrow. To the right of the arrow is a black box with the text "Requires iLok key". Below the header are four product boxes: "Grand Pianos Version 2", "Italian Grand Version 2", "Upright Pianos Version 2", and "American Concert D Version 2". To the right of these boxes is an image of a blue iLok key. Below the key is the text "Ivory II uses PACE iLok authorization" and a button that says "go to Ivory II registration".

On this screen you will be asked for your Synthogy product serial number, which will be located in your Synthogy booklet. Next you will need to enter your name and email address along with your iLok.com Account User ID.

If you do not have an iLok account please see our knowledge base article on registering and using an iLok key, [linked here](#).

Once you have entered in your details and have filled out their short questionnaire, you will be redirected to the [iLok website](#) where your new license will now be available.

For information on how to transfer the license onto your iLok key, please see our knowledge base article, [linked here](#).

Now that you have transferred the license onto your iLok key, you should be able to launch your Ivory Standalone application, or the Ivory plug-in inside of your chosen host application. Once Ivory II has loaded you can select your American Concert D in the Piano Keyset selector.

