

Features

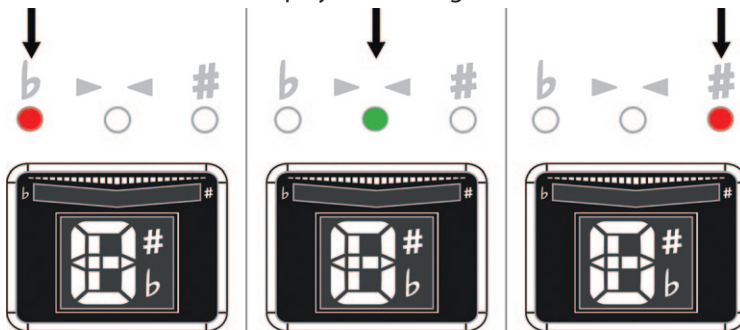
- Chromatic tuning for a wide range of applications
- LCD for easy reading of the exact measurement results
- 'True Bypass' circuit for completely unaffected signal routing

Operating

Connect the instrument cable to the INPUT jack (6.3 mm phone socket). Connect the cable of the optionally available AC adapter to the DC 9 V socket. The device is then in bypass mode. Press the Bypass button to activate the tuner function.

Connect the rest of the signal chain to the OUTPUT jack (6.3 mm phone socket).


That's how the device displays the tuning results:





- Left red dot: The tone displayed below is flat.
 Middle green dot: The tone displayed below is correct.
 Right red dot: The tone displayed below is sharp.

Technical specifications

Tuning mode	chromatic
Tuning range	A ₀ (27,5 Hz) – C ₈ (4168 Hz)
Precision	±1 cent
Signal detection	Audio signal input
Display	LCD
Operating voltage	9 V power adapter ⊕ ⊖ ⊕ ⊖
Dimensions (D × W × H):	95 × 46 × 49 mm
Weight:	112 g

 This device is used for tuning musical instruments with electrical pickups. Any other use or use under other operating conditions is considered to be improper and may result in personal injury or property damage. No liability will be assumed for damages resulting from improper use.

 Ensure that plastic bags, packaging, etc. are disposed of properly and are not within reach of babies and young children. Choking hazard! Ensure that children do not detach any small parts (e.g. knobs or the like) from the unit. They could swallow the pieces and choke! Never let children unattended use electrical devices.





Save this manual for future reference.

Never remove any covers. There are no user-serviceable parts inside.

This device has been designed for indoor use only. To prevent damage, never expose the device to any liquid or moisture.

Avoid direct sunlight, heavy dirt, and strong vibrations..

 For the transport and protective packaging, environmentally friendly materials have been chosen that can be supplied to normal recycling. Ensure that plastic bags, packaging, etc. are properly disposed of. Do not just dispose of these materials with your normal household waste, but make sure that they are collected for recycling. Please follow the notes and markings on the packaging.

 This product is subject to the European Waste Electrical and Electronic Equipment Directive (WEEE) in its currently valid version. Do not dispose of this device with your normal household waste. Dispose of this device through an approved waste disposal firm or through your local waste facility. When discarding the device, comply with the rules and regulations that apply in your country. If in doubt, consult your local waste disposal facility.

Batteries must not be disposed of as domestic waste or thrown into fire, but according to national or local regulations regarding hazardous waste. Therefore use appropriate collection sites.